

PREPARING RETURNABLE GOODS FOR COLLECTION

Do you have some Iplex returnable goods for collection? To ensure a safe and efficient pick up just follow these simple steps:

1. PLAN

The Iplex team will have sent through a Return/Supply Confirmation informing you of the goods to be collected and pick-up time frame.

2. PREPARE

It is recommended that all returnable goods are in their original packaging, however, where this is not possible, please prepare your returnable goods ready for collection as per the returnable goods guideline.


3. PLACE

Once the returnable goods are prepared, set them aside ready for collection. If you have any paperwork (i.e. credit acknowledgment) relating to the returnable goods please keep this with the products.

Upon collection an Iplex driver shall inspect the quantity, condition and adequacy of the packaging. Please note any goods that do not comply with the criteria above and are deemed unsafe to transport will not be collected until safe to do so.

If you have any questions, please contact one of our Iplex team members for assistance.

RETURNABLE GOODS GUIDELINE



PIPE


To ensure loose lengths of pipe are safe and secure please bundle with strapping for collection.

Packing tip: The best way to bundle pipe is strap all lengths together at each end. For small diameter pipe add an extra strap in the middle.



COILS


Coils are required to be in original packaging/strapping. These can be set aside individually ready for collection.



SMALL PRODUCTS

To secure small products, it's best to pack these together in a suitable sized carton.

Packing tip: Please leave cartons unsealed so our Iplex driver can check the products at time of collection.



LARGE/HEAVY PRODUCTS

For safety and to avoid damage, all large and heavy products are best placed on a pallet secured by strapping and plastic/shrink wrap ready for collection.

As a minimum these items need to be securely wrapped for transportation.